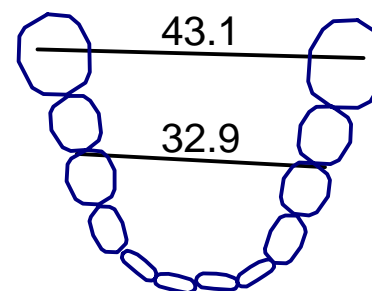
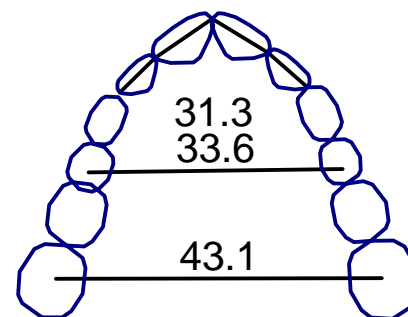


	Value	Norm	Std Dev	Dev Norm
Width of Maxillary Incisors (mm)	31.3			
Ideal for Lepto Face Types				
Width of Upper Bicuspid (mm)	37.3			
Width of Upper Molars (mm)	43.3			
Width of Lower Bicuspid (mm)	37.3			
Width of Lower Molars (mm)	43.3			
Adult Patient Measurements				
Width of Upper Bicuspid (mm)	33.6			
Width of Upper Molars (mm)	43.1			
Width of Lower Bicuspid (mm)	32.9			
Width of Lower Molars (mm)	43.1			
Differences				
Width of Upper Bicuspid (mm)	-3.7			
Width of Upper Molars (mm)	-0.2			
Width of Lower Bicuspid (mm)	-4.4			
Width of Lower Molars (mm)	-0.1			



Colors indicate deviations from the norm as follows:

Black: a deviation less than or equal to 1.

Green: a deviation greater than 1 and less than or equal to 2.

Blue: a deviation of greater than 2 and less than or equal to 3.

Red: a deviation of greater than 3.

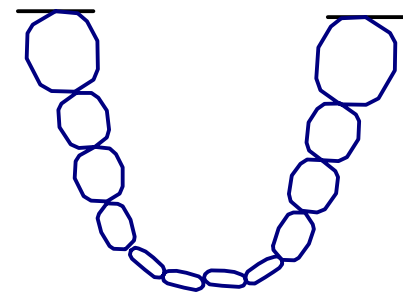
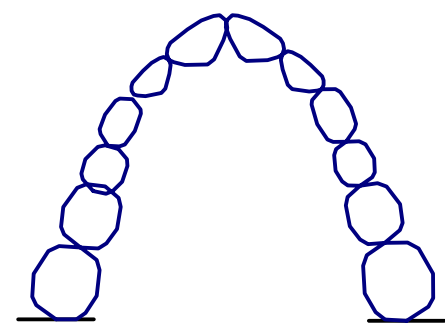
NOTE: This information is suggestive only. Any diagnosis and prescription should be the decision and sole responsibility of the doctor using this material.

	Value	Norm	Std Dev	Dev Norm
Mandibular Tooth Widths				
Lower Right First Molar (mm)	10.9	11.1	1.0	-0.2
Lower Right Second Premolar (mm)	7.5	7.3	1.0	0.3
Lower Right First Premolar (mm)	7.4	7.2	1.0	0.2
Lower Right Canine (mm)	6.6	6.9	1.0	-0.4
Lower Right Lateral Incisor (mm)	5.4	5.9	1.0	-0.5
Lower Right Central Incisor (mm)	5.5	5.4	1.0	0.1
Lower Left Central Incisor (mm)	5.6	5.4	1.0	0.1
Lower Left Lateral Incisor (mm)	5.5	5.9	1.0	-0.4
Lower Left Canine (mm)	7.0	6.9	1.0	0.0
Lower Left First Premolar (mm)	7.2	7.2	1.0	0.0
Lower Left Second Premolar (mm)	7.9	7.3	1.0	0.6
Lower Left First Molar (mm)	12.0	11.1	1.0	0.9

Mandibular Arch Length Analysis	
Mandibular Total Tooth Width (mm)	88.5
Mand. Arch Length Available (mm)	88.0
Mand. Arch Length Discrepancy (mm)	0.5

Maxillary Tooth Widths				
Upper Right First Molar (mm)	10.0	10.4	1.0	-0.4
Upper Right Second Premolar (mm)	8.7	6.8	1.0	1.9 *
Upper Right First Premolar (mm)	6.5	7.0	1.0	-0.6
Upper Right Canine (mm)	7.0	7.9	1.0	-0.9
Upper Right Lateral Incisor (mm)	6.5	7.0	1.0	-0.4
Upper Right Central Incisor (mm)	9.2	8.8	1.0	0.4
Upper Left Central Incisor (mm)	8.6	8.8	1.0	-0.2
Upper Left Lateral Incisor (mm)	6.9	7.0	1.0	-0.0
Upper Left Canine (mm)	7.7	7.9	1.0	-0.2
Upper Left First Premolar (mm)	6.1	7.0	1.0	-0.9
Upper Left Second Premolar (mm)	8.2	6.8	1.0	1.4 *
Upper Left First Molar (mm)	10.7	10.4	1.0	0.3

Maxillary Arch Length Analysis	
Maxillary Total Tooth Width (mm)	96.2
Max. Arch Length Available (mm)	95.2
Max. Arch Length Discrepancy (mm)	1.0



Colors indicate deviations from the norm as follows:
 Black: a deviation less than or equal to 1.
 Green: a deviation greater than 1 and less than or equal to 2.
 Blue: a deviation of greater than 2 and less than or equal to 3.
 Red: a deviation of greater than 3.

NOTE: This information is suggestive only. Any diagnosis and prescription should be the decision and sole responsibility of the doctor using this material.